

# Perfil Demográfico 2016 - 2020

## Corregimiento 70. Altavista

### Situada al suroccidente de Medellín

Limita al norte con el corregimiento de San Cristóbal y el área urbana de Medellín, al occidente con el corregimiento de San Antonio de Prado, al sur con el municipio de Itagüí y al oriente con la zona urbana de Medellín.

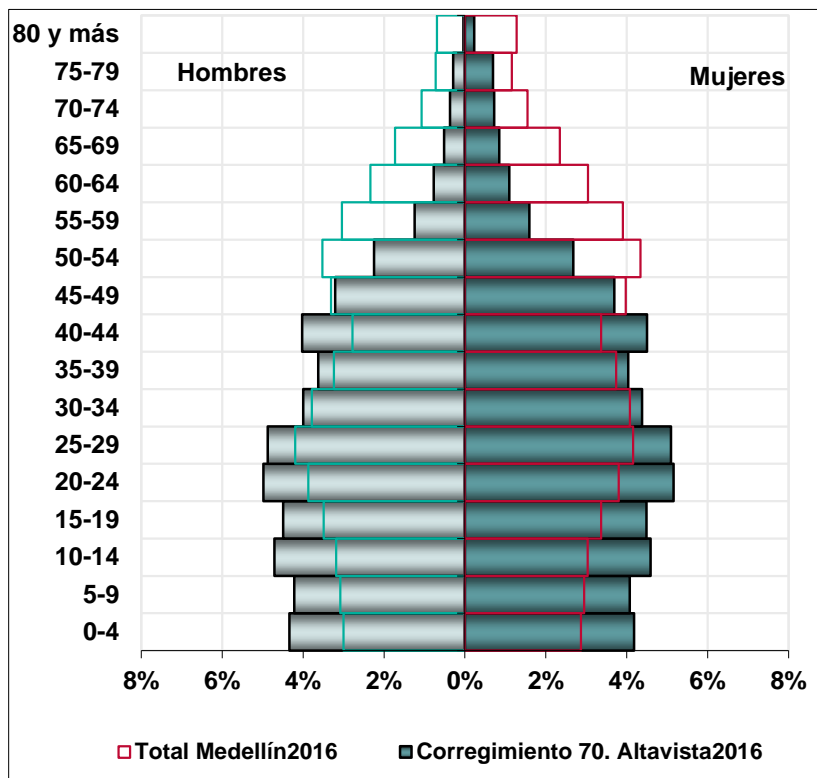


# Perfil Demográfico 2016 - 2020

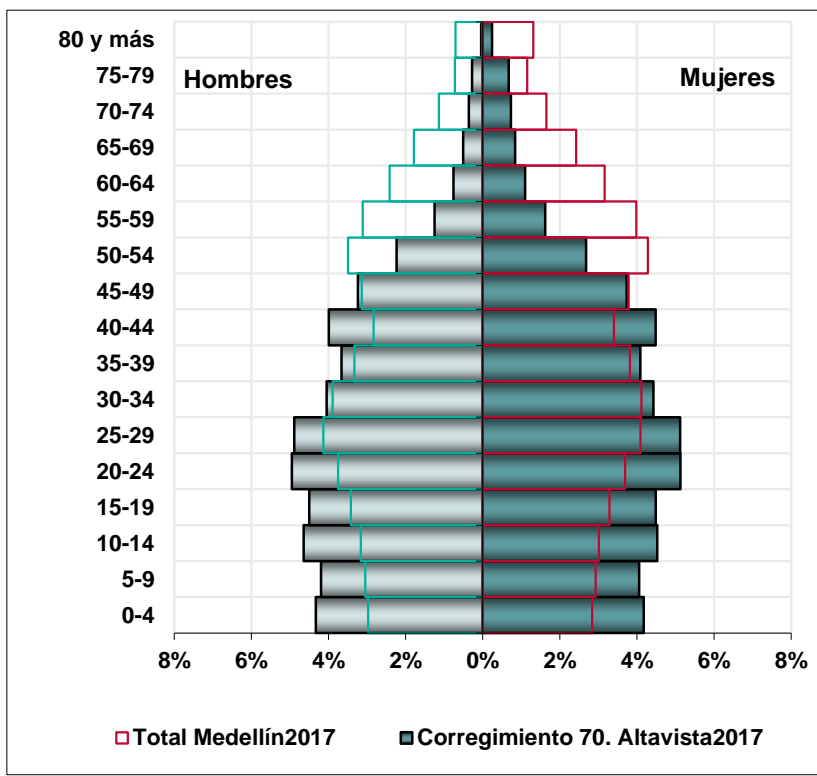
## Corregimiento 70. Altavista

### Grupos Quinquenales de la 0-4 hasta 80 años y más. Pirámide de población

| Año 2016      |               |               |               |               |
|---------------|---------------|---------------|---------------|---------------|
| Grupo de Edad | TOTAL         | Hombres       | Mujeres       | %             |
| <b>Total</b>  | <b>37.478</b> | <b>17.968</b> | <b>19.510</b> | <b>100,00</b> |
| 0-4           | 3.193         | 1.626         | 1.567         | 8,52          |
| 5-9           | 3.108         | 1.581         | 1.527         | 8,29          |
| 10-14         | 3.485         | 1.765         | 1.720         | 9,30          |
| 15-19         | 3.366         | 1.684         | 1.682         | 8,98          |
| 20-24         | 3.800         | 1.867         | 1.933         | 10,14         |
| 25-29         | 3.736         | 1.827         | 1.909         | 9,97          |
| 30-34         | 3.139         | 1.498         | 1.641         | 8,38          |
| 35-39         | 2.872         | 1.359         | 1.513         | 7,66          |
| 40-44         | 3.195         | 1.508         | 1.687         | 8,53          |
| 45-49         | 2.586         | 1.202         | 1.384         | 6,90          |
| 50-54         | 1.846         | 842           | 1.004         | 4,93          |
| 55-59         | 1.063         | 466           | 597           | 2,84          |
| 60-64         | 700           | 289           | 411           | 1,87          |
| 65-69         | 511           | 193           | 318           | 1,36          |
| 70-74         | 409           | 138           | 271           | 1,09          |
| 75-79         | 369           | 109           | 260           | 0,98          |
| 80 y más      | 100           | 14            | 86            | 0,27          |



| Año 2017      |               |               |               |               |
|---------------|---------------|---------------|---------------|---------------|
| Grupo de Edad | TOTAL         | Hombres       | Mujeres       | %             |
| <b>Total</b>  | <b>38.574</b> | <b>18.471</b> | <b>20.103</b> | <b>100,00</b> |
| 0-4           | 3.281         | 1.670         | 1.611         | 8,51          |
| 5-9           | 3.183         | 1.618         | 1.565         | 8,25          |
| 10-14         | 3.538         | 1.792         | 1.746         | 9,17          |
| 15-19         | 3.467         | 1.736         | 1.731         | 8,99          |
| 20-24         | 3.888         | 1.910         | 1.978         | 10,08         |
| 25-29         | 3.861         | 1.886         | 1.975         | 10,01         |
| 30-34         | 3.270         | 1.562         | 1.708         | 8,48          |
| 35-39         | 2.990         | 1.413         | 1.577         | 7,75          |
| 40-44         | 3.270         | 1.540         | 1.730         | 8,48          |
| 45-49         | 2.689         | 1.249         | 1.440         | 6,97          |
| 50-54         | 1.896         | 862           | 1.034         | 4,92          |
| 55-59         | 1.107         | 482           | 625           | 2,87          |
| 60-64         | 717           | 293           | 424           | 1,86          |
| 65-69         | 520           | 196           | 324           | 1,35          |
| 70-74         | 421           | 139           | 282           | 1,09          |
| 75-79         | 367           | 107           | 260           | 0,95          |
| 80 y más      | 109           | 16            | 93            | 0,28          |

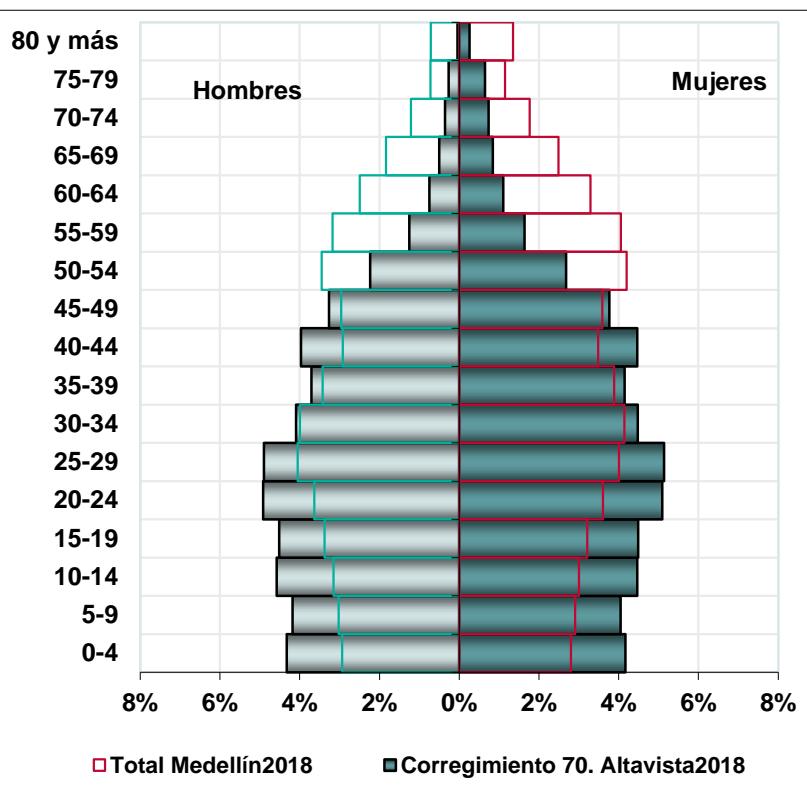


# Perfil Demográfico 2016 - 2020

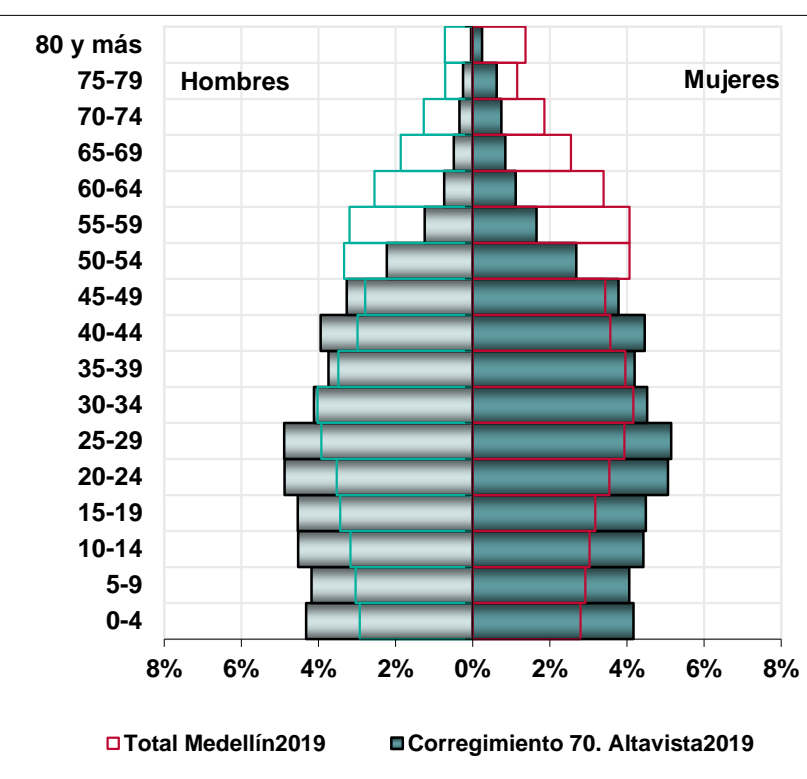
## Corregimiento 70. Altavista

### Grupos Quinquenales de la 0-4 hasta 80 años y más. Pirámide de población

| Año 2018      |               |               |               |               |
|---------------|---------------|---------------|---------------|---------------|
| Grupo de Edad | TOTAL         | Hombres       | Mujeres       | %             |
| <b>Total</b>  | <b>39.725</b> | <b>19.000</b> | <b>20.725</b> | <b>100,00</b> |
| 0-4           | 3.374         | 1.718         | 1.656         | 8,49          |
| 5-9           | 3.268         | 1.660         | 1.608         | 8,23          |
| 10-14         | 3.592         | 1.818         | 1.774         | 9,04          |
| 15-19         | 3.576         | 1.793         | 1.783         | 9,00          |
| 20-24         | 3.976         | 1.953         | 2.023         | 10,01         |
| 25-29         | 3.986         | 1.945         | 2.041         | 10,03         |
| 30-34         | 3.404         | 1.625         | 1.779         | 8,57          |
| 35-39         | 3.120         | 1.472         | 1.648         | 7,85          |
| 40-44         | 3.350         | 1.576         | 1.774         | 8,43          |
| 45-49         | 2.793         | 1.297         | 1.496         | 7,03          |
| 50-54         | 1.952         | 887           | 1.065         | 4,91          |
| 55-59         | 1.148         | 497           | 651           | 2,89          |
| 60-64         | 736           | 297           | 439           | 1,85          |
| 65-69         | 534           | 199           | 335           | 1,34          |
| 70-74         | 434           | 141           | 293           | 1,09          |
| 75-79         | 362           | 105           | 257           | 0,91          |
| 80 y más      | 120           | 17            | 103           | 0,30          |



| Año 2019      |               |               |               |               |
|---------------|---------------|---------------|---------------|---------------|
| Grupo de Edad | TOTAL         | Hombres       | Mujeres       | %             |
| <b>Total</b>  | <b>40.911</b> | <b>19.542</b> | <b>21.369</b> | <b>100,00</b> |
| 0-4           | 3.474         | 1.768         | 1.706         | 8,49          |
| 5-9           | 3.372         | 1.711         | 1.661         | 8,24          |
| 10-14         | 3.664         | 1.853         | 1.811         | 8,96          |
| 15-19         | 3.694         | 1.857         | 1.837         | 9,03          |
| 20-24         | 4.069         | 1.997         | 2.072         | 9,95          |
| 25-29         | 4.107         | 2.001         | 2.106         | 10,04         |
| 30-34         | 3.536         | 1.685         | 1.851         | 8,64          |
| 35-39         | 3.249         | 1.531         | 1.718         | 7,94          |
| 40-44         | 3.439         | 1.614         | 1.825         | 8,41          |
| 45-49         | 2.884         | 1.337         | 1.547         | 7,05          |
| 50-54         | 2.011         | 912           | 1.099         | 4,92          |
| 55-59         | 1.187         | 510           | 677           | 2,90          |
| 60-64         | 759           | 303           | 456           | 1,86          |
| 65-69         | 547           | 201           | 346           | 1,34          |
| 70-74         | 445           | 141           | 304           | 1,09          |
| 75-79         | 357           | 103           | 254           | 0,87          |
| 80 y más      | 117           | 18            | 99            | 0,29          |

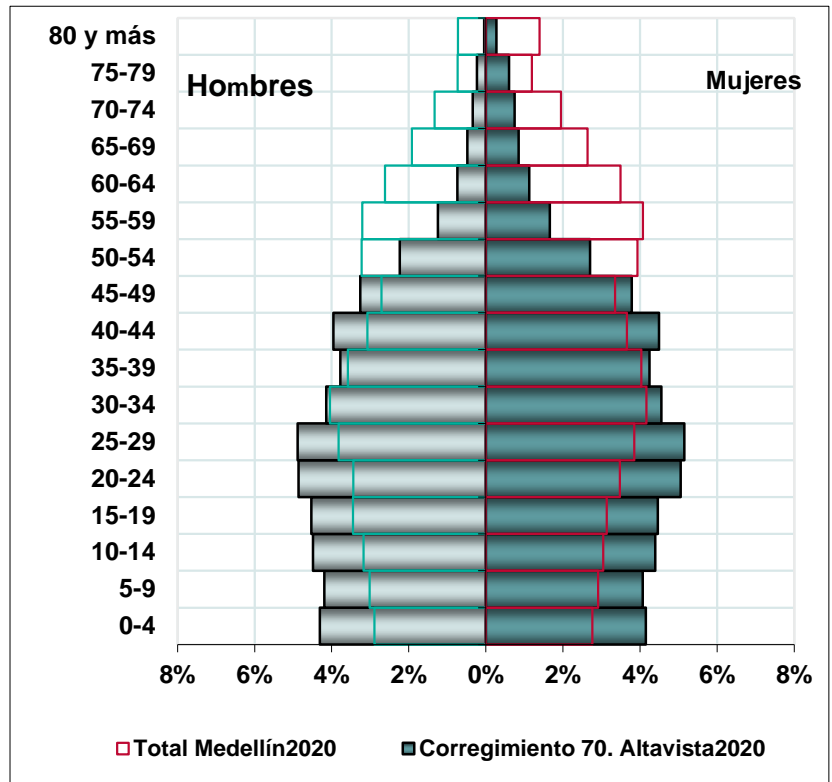


# Perfil Demográfico 2016 - 2020

## Corregimiento 70. Altavista

### Grupos Quinquenales de la 0-4 hasta 80 años y más. Pirámide de población

| Año 2020      |               |               |               |               |
|---------------|---------------|---------------|---------------|---------------|
| Grupo de Edad | TOTAL         | Hombres       | Mujeres       | %             |
| <b>Total</b>  | <b>42.158</b> | <b>20.114</b> | <b>22.044</b> | <b>100,00</b> |
| 0-4           | 3.565         | 1.816         | 1.749         | 8,46          |
| 5-9           | 3.482         | 1.767         | 1.715         | 8,26          |
| 10-14         | 3.743         | 1.891         | 1.852         | 8,88          |
| 15-19         | 3.789         | 1.909         | 1.880         | 8,99          |
| 20-24         | 4.179         | 2.049         | 2.130         | 9,91          |
| 25-29         | 4.229         | 2.059         | 2.170         | 10,03         |
| 30-34         | 3.665         | 1.746         | 1.919         | 8,69          |
| 35-39         | 3.381         | 1.592         | 1.789         | 8,02          |
| 40-44         | 3.561         | 1.668         | 1.893         | 8,45          |
| 45-49         | 2.969         | 1.374         | 1.595         | 7,04          |
| 50-54         | 2.081         | 942           | 1.139         | 4,94          |
| 55-59         | 1.224         | 525           | 699           | 2,90          |
| 60-64         | 786           | 312           | 474           | 1,86          |
| 65-69         | 561           | 203           | 358           | 1,33          |
| 70-74         | 458           | 144           | 314           | 1,09          |
| 75-79         | 351           | 98            | 253           | 0,83          |
| 80 y más      | 134           | 19            | 115           | 0,32          |



### Proyecciones de Población de 0 a 80 años en edades simples

| Total |      |      |      |      |      |
|-------|------|------|------|------|------|
| Edad  | 2016 | 2017 | 2018 | 2019 | 2020 |
| 0     | 667  | 688  | 710  | 734  | 755  |
| 1     | 662  | 663  | 684  | 707  | 730  |
| 2     | 636  | 661  | 663  | 685  | 708  |
| 3     | 619  | 641  | 667  | 670  | 692  |
| 4     | 609  | 628  | 650  | 678  | 680  |
| 5     | 600  | 615  | 634  | 658  | 684  |
| 6     | 607  | 623  | 640  | 660  | 685  |
| 7     | 617  | 633  | 650  | 670  | 690  |
| 8     | 633  | 647  | 663  | 684  | 703  |
| 9     | 651  | 665  | 681  | 700  | 720  |
| 10    | 667  | 681  | 695  | 714  | 733  |
| 11    | 694  | 700  | 715  | 732  | 751  |
| 12    | 713  | 719  | 726  | 744  | 761  |
| 13    | 713  | 724  | 731  | 740  | 756  |
| 14    | 698  | 714  | 725  | 734  | 742  |
| 15    | 684  | 704  | 721  | 736  | 744  |
| 16    | 665  | 689  | 709  | 730  | 744  |
| 17    | 657  | 680  | 705  | 729  | 749  |
| 18    | 667  | 687  | 712  | 741  | 765  |
| 19    | 693  | 707  | 729  | 758  | 787  |
| 20    | 726  | 736  | 752  | 777  | 807  |
| 21    | 750  | 766  | 778  | 796  | 822  |
| 22    | 769  | 787  | 806  | 818  | 837  |
| 23    | 778  | 799  | 818  | 837  | 851  |
| 24    | 777  | 800  | 822  | 841  | 862  |
| 25    | 771  | 798  | 823  | 845  | 865  |
| 26    | 768  | 792  | 819  | 843  | 866  |
| 27    | 757  | 780  | 804  | 831  | 857  |
| 28    | 735  | 760  | 784  | 808  | 836  |
| 29    | 705  | 731  | 756  | 780  | 805  |
| 30    | 678  | 703  | 729  | 755  | 780  |
| 31    | 648  | 676  | 703  | 728  | 753  |
| 32    | 622  | 649  | 677  | 704  | 730  |
| 33    | 602  | 629  | 656  | 683  | 709  |
| 34    | 589  | 613  | 639  | 666  | 693  |
| 35    | 580  | 602  | 626  | 652  | 678  |
| 36    | 566  | 592  | 614  | 636  | 662  |
| 37    | 560  | 586  | 613  | 635  | 660  |
| 38    | 571  | 595  | 624  | 652  | 676  |
| 39    | 595  | 615  | 643  | 674  | 705  |
| 40    | 613  | 630  | 652  | 682  | 717  |

| Total  |      |      |      |      |      |
|--------|------|------|------|------|------|
| Edad   | 2016 | 2017 | 2018 | 2019 | 2020 |
| 41     | 640  | 650  | 671  | 696  | 729  |
| 42     | 660  | 668  | 682  | 701  | 727  |
| 43     | 656  | 671  | 680  | 690  | 709  |
| 44     | 626  | 651  | 665  | 670  | 679  |
| 45     | 586  | 614  | 637  | 648  | 654  |
| 46     | 549  | 570  | 595  | 614  | 625  |
| 47     | 512  | 532  | 551  | 574  | 594  |
| 48     | 482  | 500  | 519  | 538  | 564  |
| 49     | 457  | 473  | 491  | 510  | 532  |
| 50     | 427  | 440  | 455  | 473  | 494  |
| 51     | 402  | 411  | 424  | 438  | 456  |
| 52     | 373  | 383  | 392  | 404  | 418  |
| 53     | 340  | 349  | 359  | 366  | 377  |
| 54     | 304  | 313  | 322  | 330  | 336  |
| 55     | 270  | 279  | 287  | 295  | 302  |
| 56     | 234  | 245  | 253  | 260  | 268  |
| 57     | 205  | 215  | 223  | 231  | 238  |
| 58     | 184  | 192  | 201  | 209  | 216  |
| 59     | 170  | 176  | 184  | 192  | 200  |
| 60     | 160  | 164  | 170  | 177  | 185  |
| 61     | 147  | 151  | 155  | 160  | 167  |
| 62     | 140  | 143  | 147  | 151  | 157  |
| 63     | 131  | 134  | 136  | 140  | 144  |
| 64     | 122  | 125  | 128  | 131  | 133  |
| 65     | 114  | 117  | 121  | 123  | 125  |
| 66     | 105  | 107  | 111  | 113  | 116  |
| 67     | 101  | 103  | 105  | 109  | 111  |
| 68     | 97   | 98   | 101  | 103  | 107  |
| 69     | 94   | 95   | 96   | 99   | 102  |
| 70     | 89   | 94   | 95   | 97   | 100  |
| 71     | 83   | 86   | 90   | 91   | 93   |
| 72     | 81   | 83   | 87   | 91   | 92   |
| 73     | 79   | 80   | 83   | 85   | 89   |
| 74     | 77   | 78   | 79   | 81   | 84   |
| 75     | 86   | 77   | 77   | 79   | 79   |
| 76     | 79   | 80   | 71   | 70   | 72   |
| 77     | 75   | 76   | 77   | 68   | 68   |
| 78     | 69   | 71   | 72   | 73   | 65   |
| 79     | 60   | 63   | 65   | 67   | 67   |
| 80 y + | 100  | 109  | 120  | 117  | 134  |

## Perfil Demográfico Corregimiento 70. Altavista

| Hombres |      |      |      |      |      |
|---------|------|------|------|------|------|
| Edad    | 2016 | 2017 | 2018 | 2019 | 2020 |
| 0       | 340  | 351  | 362  | 374  | 385  |
| 1       | 337  | 338  | 349  | 360  | 372  |
| 2       | 324  | 336  | 338  | 349  | 361  |
| 3       | 315  | 326  | 339  | 341  | 352  |
| 4       | 310  | 319  | 330  | 344  | 346  |
| 5       | 305  | 312  | 322  | 334  | 347  |
| 6       | 309  | 317  | 325  | 335  | 348  |
| 7       | 314  | 322  | 330  | 340  | 350  |
| 8       | 322  | 329  | 337  | 347  | 357  |
| 9       | 331  | 338  | 346  | 355  | 365  |
| 10      | 339  | 346  | 353  | 362  | 371  |
| 11      | 352  | 355  | 362  | 370  | 379  |
| 12      | 361  | 364  | 367  | 376  | 384  |
| 13      | 361  | 367  | 370  | 374  | 382  |
| 14      | 352  | 360  | 366  | 371  | 375  |
| 15      | 344  | 354  | 363  | 371  | 376  |
| 16      | 334  | 347  | 357  | 369  | 377  |
| 17      | 329  | 341  | 354  | 367  | 378  |
| 18      | 333  | 343  | 356  | 372  | 385  |
| 19      | 344  | 351  | 363  | 378  | 393  |
| 20      | 359  | 364  | 372  | 385  | 400  |
| 21      | 369  | 377  | 383  | 392  | 404  |
| 22      | 377  | 386  | 395  | 400  | 409  |
| 23      | 381  | 391  | 400  | 409  | 415  |
| 24      | 381  | 392  | 403  | 411  | 421  |
| 25      | 378  | 391  | 403  | 413  | 422  |
| 26      | 377  | 388  | 401  | 412  | 423  |
| 27      | 371  | 382  | 393  | 406  | 418  |
| 28      | 359  | 371  | 382  | 393  | 407  |
| 29      | 342  | 354  | 366  | 377  | 389  |
| 30      | 327  | 339  | 351  | 363  | 375  |
| 31      | 310  | 324  | 337  | 348  | 360  |
| 32      | 296  | 309  | 322  | 335  | 347  |
| 33      | 286  | 299  | 312  | 324  | 336  |
| 34      | 279  | 291  | 303  | 315  | 328  |
| 35      | 275  | 285  | 296  | 308  | 320  |
| 36      | 268  | 280  | 290  | 300  | 312  |
| 37      | 265  | 277  | 289  | 299  | 311  |
| 38      | 270  | 281  | 294  | 307  | 318  |
| 39      | 281  | 290  | 303  | 317  | 331  |
| 40      | 290  | 297  | 307  | 321  | 337  |

| Hombres |      |      |      |      |      |
|---------|------|------|------|------|------|
| Edad    | 2016 | 2017 | 2018 | 2019 | 2020 |
| 41      | 302  | 306  | 316  | 327  | 342  |
| 42      | 312  | 315  | 321  | 329  | 341  |
| 43      | 310  | 316  | 320  | 324  | 332  |
| 44      | 294  | 306  | 312  | 313  | 316  |
| 45      | 274  | 287  | 298  | 302  | 304  |
| 46      | 256  | 266  | 277  | 286  | 290  |
| 47      | 238  | 247  | 256  | 266  | 275  |
| 48      | 223  | 231  | 240  | 248  | 260  |
| 49      | 211  | 218  | 226  | 235  | 245  |
| 50      | 197  | 202  | 209  | 217  | 227  |
| 51      | 184  | 187  | 193  | 199  | 207  |
| 52      | 170  | 174  | 178  | 183  | 189  |
| 53      | 154  | 158  | 162  | 165  | 169  |
| 54      | 137  | 141  | 145  | 148  | 150  |
| 55      | 120  | 124  | 127  | 130  | 133  |
| 56      | 103  | 107  | 110  | 113  | 116  |
| 57      | 90   | 93   | 96   | 99   | 102  |
| 58      | 80   | 83   | 86   | 88   | 91   |
| 59      | 73   | 75   | 78   | 80   | 83   |
| 60      | 67   | 68   | 70   | 72   | 75   |
| 61      | 62   | 63   | 64   | 65   | 68   |
| 62      | 58   | 58   | 59   | 60   | 62   |
| 63      | 53   | 54   | 54   | 55   | 56   |
| 64      | 49   | 50   | 50   | 51   | 51   |
| 65      | 44   | 45   | 46   | 46   | 46   |
| 66      | 41   | 42   | 43   | 43   | 44   |
| 67      | 38   | 39   | 39   | 40   | 40   |
| 68      | 36   | 36   | 37   | 37   | 38   |
| 69      | 34   | 34   | 34   | 35   | 35   |
| 70      | 31   | 32   | 32   | 32   | 33   |
| 71      | 29   | 29   | 30   | 30   | 30   |
| 72      | 27   | 27   | 28   | 28   | 28   |
| 73      | 26   | 26   | 26   | 26   | 27   |
| 74      | 25   | 25   | 25   | 25   | 26   |
| 75      | 26   | 24   | 23   | 24   | 23   |
| 76      | 24   | 24   | 22   | 21   | 21   |
| 77      | 22   | 22   | 22   | 20   | 19   |
| 78      | 20   | 20   | 20   | 20   | 18   |
| 79      | 17   | 17   | 18   | 18   | 17   |
| 80 y +  | 14   | 16   | 17   | 18   | 19   |

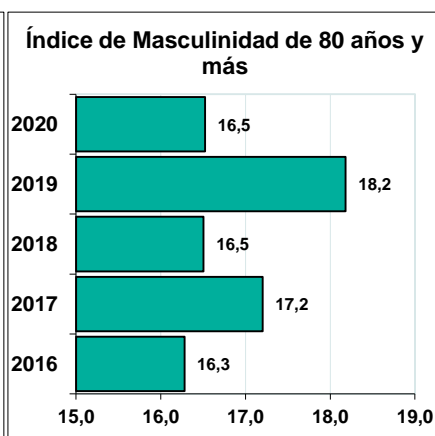
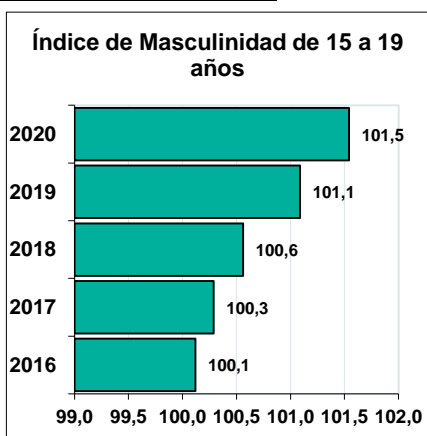
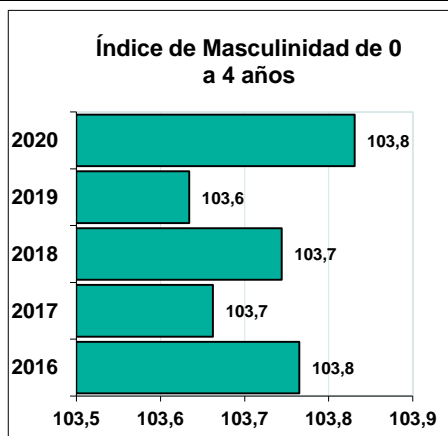
## Perfil Demográfico Corregimiento 70. Altavista

| Mujeres |      |      |      |      |      |
|---------|------|------|------|------|------|
| Edad    | 2016 | 2017 | 2018 | 2019 | 2020 |
| 0       | 327  | 337  | 348  | 360  | 370  |
| 1       | 325  | 325  | 335  | 347  | 358  |
| 2       | 312  | 325  | 325  | 336  | 347  |
| 3       | 304  | 315  | 328  | 329  | 340  |
| 4       | 299  | 309  | 320  | 334  | 334  |
| 5       | 295  | 303  | 312  | 324  | 337  |
| 6       | 298  | 306  | 315  | 325  | 337  |
| 7       | 303  | 311  | 320  | 330  | 340  |
| 8       | 311  | 318  | 326  | 337  | 346  |
| 9       | 320  | 327  | 335  | 345  | 355  |
| 10      | 328  | 335  | 342  | 352  | 362  |
| 11      | 342  | 345  | 353  | 362  | 372  |
| 12      | 352  | 355  | 359  | 368  | 377  |
| 13      | 352  | 357  | 361  | 366  | 374  |
| 14      | 346  | 354  | 359  | 363  | 367  |
| 15      | 340  | 350  | 358  | 365  | 368  |
| 16      | 331  | 342  | 352  | 361  | 367  |
| 17      | 328  | 339  | 351  | 362  | 371  |
| 18      | 334  | 344  | 356  | 369  | 380  |
| 19      | 349  | 356  | 366  | 380  | 394  |
| 20      | 367  | 372  | 380  | 392  | 407  |
| 21      | 381  | 389  | 395  | 404  | 418  |
| 22      | 392  | 401  | 411  | 418  | 428  |
| 23      | 397  | 408  | 418  | 428  | 436  |
| 24      | 396  | 408  | 419  | 430  | 441  |
| 25      | 393  | 407  | 420  | 432  | 443  |
| 26      | 391  | 404  | 418  | 431  | 443  |
| 27      | 386  | 398  | 411  | 425  | 439  |
| 28      | 376  | 389  | 402  | 415  | 429  |
| 29      | 363  | 377  | 390  | 403  | 416  |
| 30      | 351  | 364  | 378  | 392  | 405  |
| 31      | 338  | 352  | 366  | 380  | 393  |
| 32      | 326  | 340  | 355  | 369  | 383  |
| 33      | 316  | 330  | 344  | 359  | 373  |
| 34      | 310  | 322  | 336  | 351  | 365  |
| 35      | 305  | 317  | 330  | 344  | 358  |
| 36      | 298  | 312  | 324  | 336  | 350  |
| 37      | 295  | 309  | 324  | 336  | 349  |
| 38      | 301  | 314  | 330  | 345  | 358  |
| 39      | 314  | 325  | 340  | 357  | 374  |
| 40      | 323  | 333  | 345  | 361  | 380  |

| Mujeres |      |      |      |      |      |
|---------|------|------|------|------|------|
| Edad    | 2016 | 2017 | 2018 | 2019 | 2020 |
| 41      | 338  | 344  | 355  | 369  | 387  |
| 42      | 348  | 353  | 361  | 372  | 386  |
| 43      | 346  | 355  | 360  | 366  | 377  |
| 44      | 332  | 345  | 353  | 357  | 363  |
| 45      | 312  | 327  | 339  | 346  | 350  |
| 46      | 293  | 304  | 318  | 328  | 335  |
| 47      | 274  | 285  | 295  | 308  | 319  |
| 48      | 259  | 269  | 279  | 290  | 304  |
| 49      | 246  | 255  | 265  | 275  | 287  |
| 50      | 230  | 238  | 246  | 256  | 267  |
| 51      | 218  | 224  | 231  | 239  | 249  |
| 52      | 203  | 209  | 214  | 221  | 229  |
| 53      | 186  | 191  | 197  | 201  | 208  |
| 54      | 167  | 172  | 177  | 182  | 186  |
| 55      | 150  | 155  | 160  | 165  | 169  |
| 56      | 131  | 138  | 143  | 147  | 152  |
| 57      | 115  | 122  | 127  | 132  | 136  |
| 58      | 104  | 109  | 115  | 121  | 125  |
| 59      | 97   | 101  | 106  | 112  | 117  |
| 60      | 93   | 96   | 100  | 105  | 110  |
| 61      | 85   | 88   | 91   | 95   | 99   |
| 62      | 82   | 85   | 88   | 91   | 95   |
| 63      | 78   | 80   | 82   | 85   | 88   |
| 64      | 73   | 75   | 78   | 80   | 82   |
| 65      | 70   | 72   | 75   | 77   | 79   |
| 66      | 64   | 65   | 68   | 70   | 72   |
| 67      | 63   | 64   | 66   | 69   | 71   |
| 68      | 61   | 62   | 64   | 66   | 69   |
| 69      | 60   | 61   | 62   | 64   | 67   |
| 70      | 58   | 62   | 63   | 65   | 67   |
| 71      | 54   | 57   | 60   | 61   | 63   |
| 72      | 54   | 56   | 59   | 63   | 64   |
| 73      | 53   | 54   | 57   | 59   | 62   |
| 74      | 52   | 53   | 54   | 56   | 58   |
| 75      | 60   | 53   | 54   | 55   | 56   |
| 76      | 55   | 56   | 49   | 49   | 51   |
| 77      | 53   | 54   | 55   | 48   | 49   |
| 78      | 49   | 51   | 52   | 53   | 47   |
| 79      | 43   | 46   | 47   | 49   | 50   |
| 80 y +  | 86   | 93   | 103  | 99   | 115  |

### Índice de Masculinidad

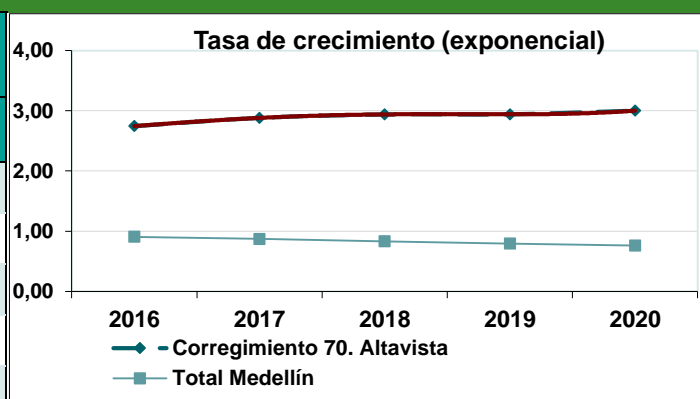
| Grupo de Edad | 2016        | 2017        | 2018        | 2019        | 2020        |
|---------------|-------------|-------------|-------------|-------------|-------------|
| <b>Total</b>  | <b>92,1</b> | <b>91,9</b> | <b>91,7</b> | <b>91,5</b> | <b>91,2</b> |
| 0-4           | 103,8       | 103,7       | 103,7       | 103,6       | 103,8       |
| 5-9           | 103,5       | 103,4       | 103,2       | 103,0       | 103,0       |
| 10-14         | 102,6       | 102,6       | 102,5       | 102,3       | 102,1       |
| 15-19         | 100,1       | 100,3       | 100,6       | 101,1       | 101,5       |
| 20-24         | 96,6        | 96,6        | 96,5        | 96,4        | 96,2        |
| 25-29         | 95,7        | 95,5        | 95,3        | 95,0        | 94,9        |
| 30-34         | 91,3        | 91,5        | 91,3        | 91,0        | 91,0        |
| 35-39         | 89,8        | 89,6        | 89,3        | 89,1        | 89,0        |
| 40-44         | 89,4        | 89,0        | 88,8        | 88,4        | 88,1        |
| 45-49         | 86,8        | 86,7        | 86,7        | 86,4        | 86,1        |
| 50-54         | 83,9        | 83,4        | 83,3        | 83,0        | 82,7        |
| 55-59         | 78,1        | 77,1        | 76,3        | 75,3        | 75,1        |
| 60-64         | 70,3        | 69,1        | 67,7        | 66,4        | 65,8        |
| 65-69         | 60,7        | 60,5        | 59,4        | 58,1        | 56,7        |
| 70-74         | 50,9        | 49,3        | 48,1        | 46,4        | 45,9        |
| 75-79         | 41,9        | 41,2        | 40,9        | 40,6        | 38,7        |
| 80 y más      | 16,3        | 17,2        | 16,5        | 18,2        | 16,5        |



**Índice de masculinidad:** También llamado razón de sexo es un índice demográfico que expresa la razón de hombres frente a mujeres en un determinado territorio, expresada en tanto por ciento. Se calcula usando la fórmula: ( hombres / mujeres) \* 100.

### Tasa de crecimiento poblacional

| Año  | Corregimiento 70. Altavista |             | Total Medellín |             |
|------|-----------------------------|-------------|----------------|-------------|
|      | Población                   | Crecimiento | Población      | Crecimiento |
| 2016 | 37.478                      | 2,75        | 2.486.723      | 0,90        |
| 2017 | 38.574                      | 2,88        | 2.508.452      | 0,87        |
| 2018 | 39.725                      | 2,94        | 2.529.403      | 0,83        |
| 2019 | 40.911                      | 2,94        | 2.549.537      | 0,79        |
| 2020 | 42.158                      | 3,00        | 2.569.007      | 0,76        |



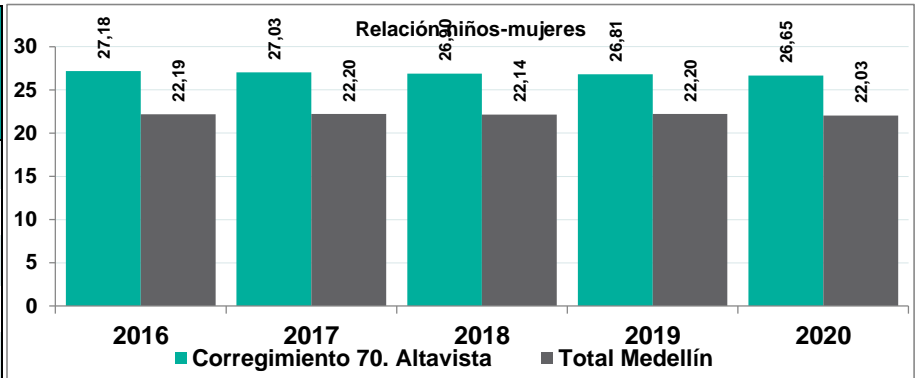
**Tasa de crecimiento poblacional:** Es el aumento de la población de un determinado territorio (para un determinado país, territorio o área geográfica) durante un período determinado, normalmente, un año.- Se calcula usando la fórmula: Logaritmo Natural (Período final/Período Inicial)\*100



## Perfil Demográfico Corregimiento 70. Altavista

### Relación niño(a)/ mujer en la comuna Corregimiento 70. Altavista

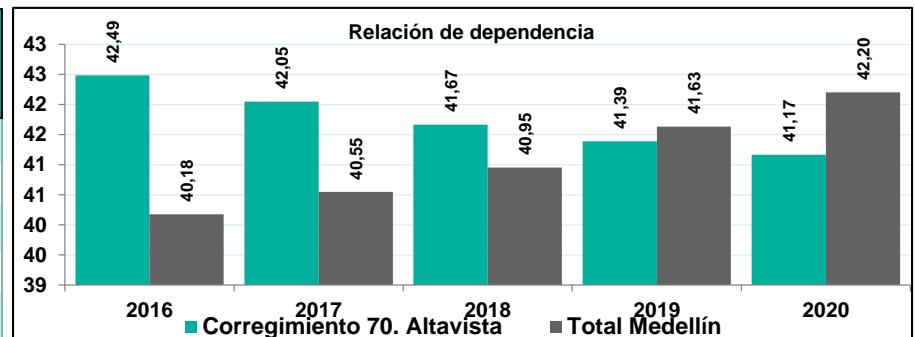
| Año  | Corregimiento 70. Altavista | Total Medellín |
|------|-----------------------------|----------------|
| 2016 | 27,18                       | 22,19          |
| 2017 | 27,03                       | 22,20          |
| 2018 | 26,90                       | 22,14          |
| 2019 | 26,81                       | 22,20          |
| 2020 | 26,65                       | 22,03          |



Relación niño(a)/ mujer: Representa el número de niños menores de 5 años por cada mujer en edad fértil. (De 15 a 49 años)

### Relación de dependencia demográfica en la Corregimiento 70. Altavista

| Año  | Corregimiento 70. Altavista | Total Medellín |
|------|-----------------------------|----------------|
| 2016 | 42,49                       | 40,18          |
| 2017 | 42,05                       | 40,55          |
| 2018 | 41,67                       | 40,95          |
| 2019 | 41,39                       | 41,63          |
| 2020 | 41,17                       | 42,20          |



Relación de dependencia demográfica: Medida que muestra el número de dependientes (de 0-14 años y mayores de 65) a la población total (de 15-64 años)

### Proporción grandes grupos de edad

| Corregimiento 70. Altavista |               |               |               |               |               |
|-----------------------------|---------------|---------------|---------------|---------------|---------------|
| Grandes grupos de edad      | 2016          | 2017          | 2018          | 2019          | 2020          |
| 0-14 años                   | 26,11         | 25,93         | 25,76         | 25,69         | 25,59         |
| 15-64 años                  | 70,18         | 70,40         | 70,59         | 70,73         | 70,84         |
| 65 años y más               | 3,71          | 3,67          | 3,65          | 3,58          | 3,57          |
| <b>Total</b>                | <b>100,00</b> | <b>100,00</b> | <b>100,00</b> | <b>100,00</b> | <b>100,00</b> |

| Total Medellín         |               |               |               |               |               |
|------------------------|---------------|---------------|---------------|---------------|---------------|
| Grandes grupos de edad | 2016          | 2017          | 2018          | 2019          | 2020          |
| 0-14 años              | 18,12         | 17,97         | 17,82         | 17,89         | 17,80         |
| 15-64 años             | 71,34         | 71,15         | 70,95         | 70,60         | 70,32         |
| 65 años y más          | 10,54         | 10,88         | 11,23         | 11,51         | 11,88         |
| <b>Total</b>           | <b>100,00</b> | <b>100,00</b> | <b>100,00</b> | <b>100,00</b> | <b>100,00</b> |

